



Republic of the Philippines  
DEPARTMENT OF HEALTH  
CENTER FOR HEALTH DEVELOPMENT - I  
Regional Epidemiology and Surveillance Unit

HIV/AIDS Cases in Ilocos Sur

Table 1. HIV/AIDS cases by muncity (n=333)

Muncity	Dec 2021	Jan-Dec 2021	1984-present
Alliem	0	1	4
Banayoyo	1	2	4
Bantay	0	1	21
Burgos	0	0	3
Cabugao	0	0	19
Candon City	3	6	40
Caoayan	1	1	5
Cervantes	0	1	2
Galimuyod	0	1	8
Gregorio del Pilar	0	1	2
Lidlidda	0	0	2
Magsingal	0	3	13
Nagbukel	0	0	2
Narvacan	0	0	19
Quirino	0	0	4
Salcedo	0	0	2
San Emilio	0	1	3
San Esteban	0	0	2
San Ildefonso	0	1	3
San Juan	1	4	17
San Vicente	1	2	4
Santa	0	0	5
Santa Catalina	0	0	3
Santa Cruz	1	3	11
Santa Lucia	0	2	8
Santa Maria	0	0	10
Santiago	0	1	12
Santo Domingo	0	1	11
Sigay	0	0	1
Sinait	0	2	9
Suyo	0	0	2
Tagudin	0	3	21
Vigan City	3	9	55
Unknown	0	0	6
<b>Total</b>	<b>11</b>	<b>46</b>	<b>333</b>

Table 2. HIV/AIDS cases by sex (n=333)

Sex	Dec 2021	Jan-Dec 2021	1984-present
Female	0	2	31
Male	11	44	302
<b>Total</b>	<b>11</b>	<b>46</b>	<b>333</b>

Table 3. HIV/AIDS cases by age group (n=333)

Age Group	Dec 2021	Jan-Dec 2021	1984-present
<15	0	0	4
15-24	8	17	101
25-34	3	26	154
35-49	0	3	67
50 & older	0	0	7
<b>Total</b>	<b>11</b>	<b>46</b>	<b>333</b>

Age Range (Median)	Dec 2021	Jan-Dec 2021	1984-present
	<b>18-30 (22)</b>	<b>18-43(26.5)</b>	<b>3-58 (27)</b>

Table 4. HIV/AIDS cases by mode of transmission (n=333)

Mode of Transmission	Dec 2021	Jan-Dec 2021	1984-present
Males having sex with males and females	1	8	73
Male-female sex	0	3	62
Males having sex with males only	10	35	192
Mother to Child	0	0	2
Unknown	0	0	4
<b>Total</b>	<b>11</b>	<b>46</b>	<b>333</b>


Table 5. HIV/AIDS cases among OFWs (n=40)

Province	2019-2020	2021-Present
Ilocos Sur	2	40

Table 6. Reported HIV/AIDS deaths (n=37)

Province	2019-2020	2021-2022	2023-Present
Ilocos Sur	0	2	37


Prepared by:

  
RAYMARK O. PERBERAS, RN, MAN  
Nurse I-PS Contractual/HIV Surveillance Assistant


Reviewed by:

  
ROSARIO P. PAMINTUAN, MD, MPH, PHSAE  
RHP/Head, RESU-HEMS-FHSIS Cluster

Recommending Approval:

  
MAR WYNN D. BELLO, MD, MPA, CESE  
Director II

Approved by:

  
PAULA PAZ M. SYDLIONGCO, MD, MPH, MBA, CESO IV  
Director IV



Republic of the Philippines  
DEPARTMENT OF HEALTH  
**CENTER FOR HEALTH DEVELOPMENT - I**  
Regional Epidemiology and Surveillance Unit

HIV/AIDS Cases in Ilocos Sur

Table 1. HIV/AIDS cases by municipality (n=294)

Municipality	Oct-Dec 2020	Jan-Dec 2020	1984-present
Alliem	0	0	3
Banayoyo	0	0	2
Bantay	0	1	20
Burgos	0	0	4
Cabugao	1	1	19
Candon City	4	5	35
Caoyan	0	0	4
Cerventes	1	1	1
Gallimuyod	0	0	7
Gregorio del Pilar	0	0	1
Lidlidda	0	0	2
Magsingal	0	3	10
Nagbukel	0	0	2
Narvacan	2	2	19
Quirino	0	0	4
Sacado	0	0	2
San Emilio	0	0	2
San Esteban	0	0	2
San Ildefonso	0	1	5
San Juan	0	1	13
San Vicente	0	0	2
Santa	0	0	5
Santa Catalina	0	0	3
Santa Cruz	0	0	8
Santa Lucia	0	0	6
Santa Maria	0	1	10
Santiago	1	2	11
Santo Domingo	0	0	10
Sigay	0	1	1
Sinait	0	0	7
Suyo	0	0	2
Tagudin	0	1	19
Vigan City	1	4	47
Unknown	0	0	6
<b>Total</b>	<b>10</b>	<b>24</b>	<b>294</b>

Table 2. HIV/AIDS cases by sex (n=294)

Sex	Oct-Dec 2020	Jan-Dec 2020	1984-present
Female	0	2	29
Male	10	22	265
<b>Total</b>	<b>10</b>	<b>24</b>	<b>294</b>

Table 3. HIV/AIDS cases by age group (n=294)

Age Group	Oct-Dec 2020	Jan-Dec 2020	1984-present
<15	0	0	4
15-24	3	10	85
25-34	6	12	134
35-49	1	7	64
50 & older	0	0	7
<b>Total</b>	<b>10</b>	<b>24</b>	<b>294</b>

Age	Oct-Dec 2020	Jan-Dec 2020	1984-present
Age Range (Median)	17-42 (26)	17-42 (25)	3-58 (28)

Table 4. HIV/AIDS cases by mode of transmission (n=294)

Mode of Transmission	Oct-Dec 2020	Jan-Dec 2020	1984-present
Males having sex with males and females	1	4	20
Male-female sex	0	3	59
Males having sex with males only	9	17	161
Mother to Child	0	0	2
Unknown	0	0	2
<b>Total</b>	<b>10</b>	<b>24</b>	<b>294</b>

Table 5. HIV/AIDS cases among OFWs (n=38)

OFW	Jan-Dec 2020	1984-present
Ilocos Sur	2	35

Table 6. Reported HIV/AIDS deaths (n=35)

Province	Oct-Dec 2020	Jan-Dec 2020	1984-present
Ilocos Sur	1	2	35

Prepared by

  
 MERYLL KRISTINE M. DELA VEGA  
 Nurse II

Reviewed by

  
 ROSARIO P. PAMINTUAN, MD, MPH, PHSAE  
 RHP/Head, RESU-HEMS-FHSIS Cluster

Approved by

  
 VALERIANO JESUS V. LOPEZ, MD, MPH, MHA, CESO IV  
 Director IV



Republic of the Philippines  
DEPARTMENT OF HEALTH  
CENTER FOR HEALTH DEVELOPMENT - I  
Regional Epidemiology and Surveillance Unit

HIV/AIDS Cases in Ilocos Sur

Table 1. HIV/AIDS cases by municipality (n=270)

Municipality	Oct-Dec 2019	Jan-Dec 2019	1984-present
Alliem	0	1	3
Banayoyo	0	0	2
Bantay	0	7	19
Burgos	0	1	4
Cabugao	2	8	18
Candon City	3	7	30
Caoayan	0	1	4
Galmuyod	0	0	7
Gregorio del Pilar	0	0	1
Lidlidda	1	1	2
Magsingal	0	1	7
Nagbukel	0	0	2
Narvacan	0	3	17
Quirino	0	0	4
Salcedo	0	0	2
San Emilio	0	0	2
San Esteban	0	0	2
San Ildefonso	0	0	4
San Juan	0	1	12
San Vicente	1	1	2
Santa	1	3	5
Santa Catalina	0	0	3
Santa Cruz	0	0	8
Santa Lucia	1	1	6
Santa Maria	0	1	9
Santiago	0	0	9
Santo Domingo	0	4	10
Sinait	0	2	7
Suyo	0	0	2
Tagudin	1	3	18
Vigan City	1	9	43
Unknown	0	0	6
Total	11	55	270

Table 2. HIV/AIDS cases by sex (n=270)

Sex	Oct-Dec 2019	Jan-Dec 2019	1984-present
Female	2	7	27
Male	9	48	243
Total	11	55	270

Table 3. HIV/AIDS cases by age group (n=270)

Age Group	Oct-Dec 2019	Jan-Dec 2019	1984-present
<15	0	1	4
15-24	4	19	75
25-34	4	20	122
35-49	3	13	62
50 & older	0	2	7
Total	11	55	270

Age	Oct-Dec 2019	Jan-Dec 2019	1984-present
Age Range (Median)	17-42 (32)	14-55(27)	3-58 (28)

Table 4. HIV/AIDS cases by mode of transmission (n=270)

Mode of Transmission	Oct-Dec 2019	Jan-Dec 2019	1984-present
Males having sex with males and females	2	10	66
Male-female sex	2	11	56
Males having sex with males only	7	34	144
Mother to Child	0	0	2
Unknown	0	0	2
Total	11	55	270

Table 5. HIV/AIDS cases among OFWs (n=36)

OFW	Jan-Dec 2019	1984-present
Ilocos Sur	3	36

Table 6. Reported HIV/AIDS deaths (n=27)

Province	Oct-Dec 2019	Jan-Dec 2019	1984-present
Ilocos Sur	6	7	27

Prepared by:



Mery Kristine M. dela Vega  
Nurse II (COS)

Reviewed by:



ROSARIO P. PAMINTUAN, MD, MPH, PHSAE  
RHP/Head, RESU-HEMS-Statistics Cluster

Approved by:



VALERIANO JESUS V. LOPEZ, MD, MPH, MHA, CESO IV  
Director IV